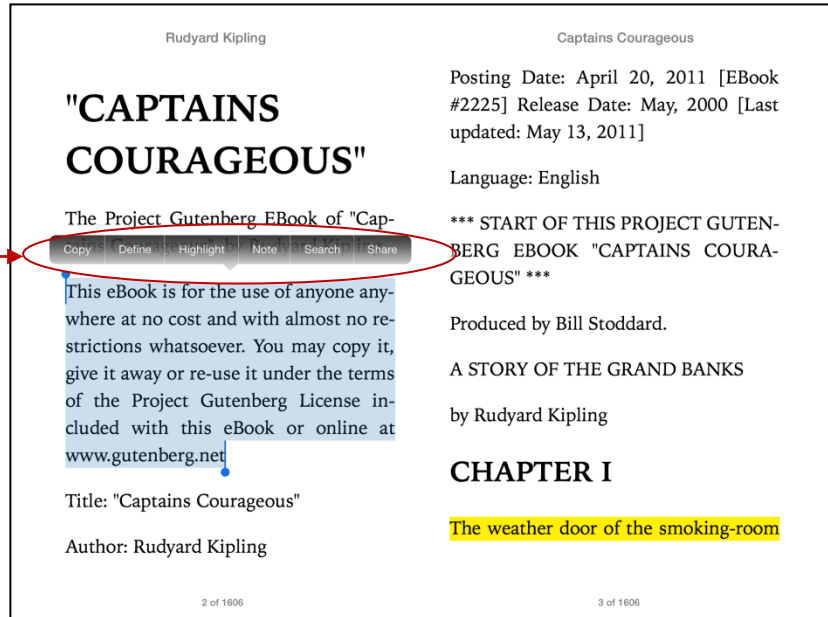


IBOOKS READING GUIDE

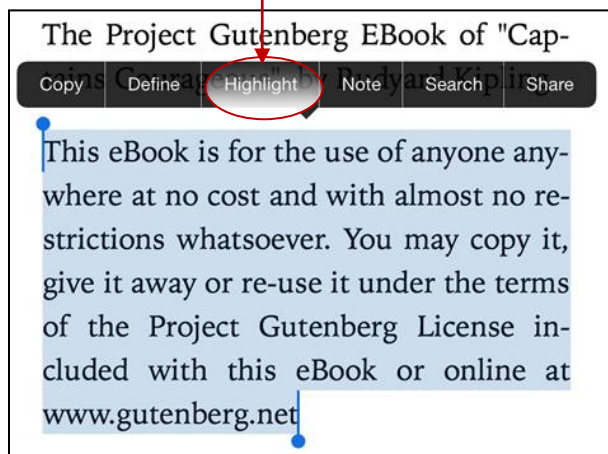
Practicing and Learning iBook Technology Skill Sets

When reading an iBook, tap and hold on any text you want to select, like you would in Google Docs, Pages or MS Word.

A pop up bar will appear, letting you Copy, Define, Highlight, make a Note, Search, or Share the text you chose.



Tap on Highlight.



To delete selected text highlights tap on the trashcan.

Highlighting Color Options

The Project Gutenberg EBook of "Captains C

tains C

This eBook is for the use of anyone anywhere at no cost and with almost no restrictions whatsoever. You may copy it, give it away or re-use it under the terms of the Project Gutenberg License included with this eBook or online at www.gutenberg.net

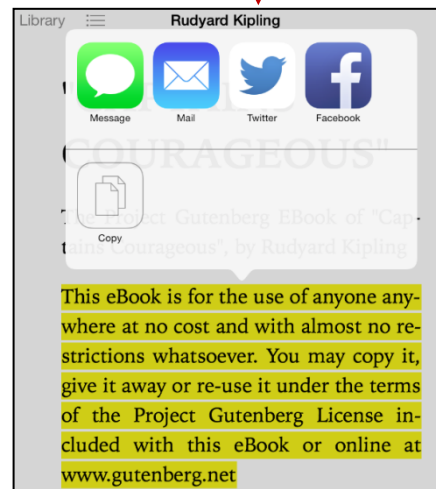
The pop up bar will change to give you new highlighting options, which include changing the color of the highlight or adding a note, itself in the same color as the highlight.

You can also Share to Mail, Message, Twitter, or Facebook from this menu, as well.

The Project Gutenberg eBook of "Captains Courageous", by Rudyard Kipling

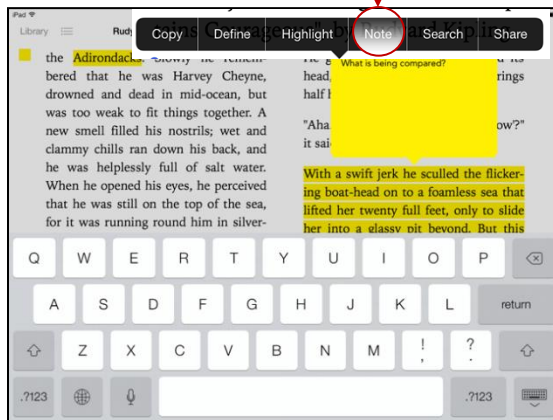
This eBook is for the use of anyone anywhere at no cost and with almost no restrictions whatsoever. You may copy it, give it away or re-use it under the terms of the Project Gutenberg License included with this eBook or online at www.gutenberg.net

Tap on the Arrow Box



If you tap away from the selected word and lose the popup menu, simply tap the colored highlighted area again to bring the highlight menu up again.

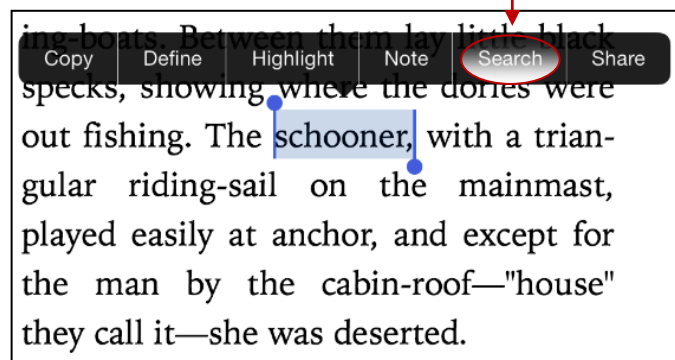
Tap on the Note Icon



Tap the note card icon, helpfully the same color as the text you just highlighted, and type in any notes you want in the resulting pop up note card. Tap away from the note card to close the text entry window, and you'll see a little colored sticky note icon in the margin next to your highlighted text.

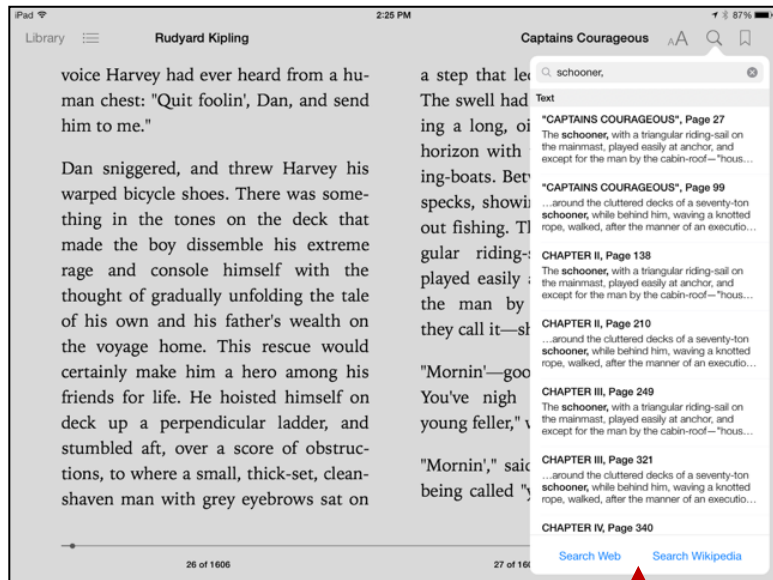
To search for a given word in the text, tap and hold on a word in the body of the book and select Search from the popup menu.

Tap on the Search Icon



You can also tap the magnifying glass icon in the upper right of the screen and type in a search term or text string. iBooks will look for it in the book itself.

If you want to search the web, or Wikipedia, there are buttons at the bottom of the search window to send that term out to Safari.



Search Web or Wikipedia